

PMEX UPDATE

WTI 87.14 -0.15%	BUY		
	Entry	Stoploss	Take Profit
	86.44 - 86.82	85.69	87.74 - 88.64

Oil is currently in an uptrend but there is some room for a correction too. If price closes below 86.91 then it is anticipated to further fall for correction.

GOLD 1,960.25 -0.41%	BUY		
	Entry	Stoploss	Take Profit
	1953.66 - 1956.59	1,945.8	1968 - 1976

The scrip is trading above its 50 DMA. The RSI resides at 62.

PLATINUM 888.3 -0.35%	SELL		
	Entry	Stoploss	Take Profit
	896.37 - 894.47	898.52	884.81 - 876.53

The scrip is trading above its 50 MA (4-hourly). The RSI resides at 52.

COPPER 3.58 -0.19%	SELL		
	Entry	Stoploss	Take Profit
	3.5851 - 3.5774	3.61	3.557 - 3.5322

The scrip is trading below its 50DMA. The RSI resides at 38.

DOW 33,761 -0.13%	SELL		
	Entry	Stoploss	Take Profit
	33913 - 33820	34,055	33665 - 33529

The index is trading below its 50 DMA. The RSI resides at 43.

BRENT 91.17 -0.36%	BUY		
	Entry	Stoploss	Take Profit
	90.46 - 90.74	89.80	92.04 - 92.98

The scrip is trading above its 50DMA. The RSI resides at 54.

GAS 3.07 0.07%	SELL		
	Entry	Stoploss	Take Profit
	3.102 - 3.088	3.15	3.05 - 3.015

The scrip is trading below its 50 MA (4-hourly). The RSI resides at 35.

SILVER 23.08 -0.09%	BUY		
	Entry	Stoploss	Take Profit
	22.829 - 22.919	22.64	23.21 - 23.372

The scrip is trading above its 50MA (4-hourly) . The RSI resides at 54.

COTTON 83.89 -0.58%	SELL		
	Entry	Stoploss	Take Profit
	84.4 - 84.18	84.75	83.13 - 82.01

The scrip is trading below its 50DMA. The RSI resides at 40.

S&P 500 4,335 -0.18%	SELL		
	Entry	Stoploss	Take Profit
	4362.24 - 4345.33	4,384	4326.94 - 4315.5

The index is trading below its 50DMA. The RSI resides at 42.

* The risk meter is the graphical representation of the probability of the success of the trading signal.

PMEX UPDATE

NASDAQ 15,003 	SELL		
	Entry	Stoploss	Take Profit
	15076 - 15033	15,174	14950 - 14888

The index is trading below its 50 MA (4-hourly). The RSI resides at 47.

USD-JPY 149.81 	SELL		
	Entry	Stoploss	Take Profit
	150.05 - 149.91	150.56	149.47 - 149.18

The index is trading above its 50 MA (4-hourly). The RSI resides at 60.

EUR-USD 1.0533 	SELL		
	Entry	Stoploss	Take Profit
	1.0564 - 1.0548	1.0594	1.0514 - 1.0484

The index is trading below its 50 MA (4-hourly). The RSI resides at 42.

GBP-USD 1.2123 	SELL		
	Entry	Stoploss	Take Profit
	1.2169 - 1.2143	1.2208	1.2091 - 1.2037

The index is trading below its 50 MA (4-hourly). The RSI resides at 38.

* The risk meter is the graphical representation of the probability of the success of the trading signal.

Major Headlines

Oil rally cools as focus remains on Israel-Hamas war, more Fed cues

Oil prices fell in Asian trade on Thursday after a strong run of gains this week as markets awaited more developments in the Israel-Hamas war, while upcoming signals from the Federal Reserve were also in focus. An escalation in the conflict, after the deadly bombing of a Gaza hospital and the cancellation of a summit between U.S., Egyptian and [see more...](#)

Gold prices rally to near 1-mth high as Middle East tensions worsen

Gold prices rose sharply on Wednesday, nearing a one-month high as a potential escalation in the Israel-Hamas war drove up safe haven demand, while copper prices also rose tracking a positive reading on China's economy. A blast at a Gaza. [see more...](#)

U.S. stocks are falling as earnings season continues; Netflix, Tesla next

U.S. stocks are falling on Wednesday as corporate earnings reports continued to pour out. At 11:08 ET (15:08 GMT), the Dow Jones Industrial Average was down 145 or 0.4%, while the S&P 500 was down 0.7% and the NASDAQ Composite was down 0.7%. The main indices on Wall Street closed in a muted fashion on Tuesday, as investors weighed up stronger. [see more...](#)

Japan's Matsuno: Concerned about possible negative impact to economy, households from higher oil prices

Japan's Chief Cabinet Secretary Hirokazu Matsuno said on Thursday, he is "concerned about the possible negative impact to economy, households from higher oil prices. PM Kishida did not discuss issue of oil market stability in recent call. [see more...](#)

EUR/USD Price Analysis: Seems vulnerable below mid-1.0500s amid bullish USD

The EUR/USD pair struggles to gain any meaningful traction on Thursday and oscillates in a narrow band below mid-1.0500s through the Asian session. The fundamental backdrop, meanwhile, seems tilted in favour of bearish traders and suggests that the path of least resistance for spot prices is to the downside. Growing acceptance [see more...](#)

GBP/USD hangs near weekly low, below mid-1.2100s; looks to Fed's Powell for fresh impetus

The GBP/USD pair struggles to gain any meaningful traction on Thursday and oscillates in a narrow band, below mid-1.2100s during the Asian session. Spot prices flirt with the lower end of a one-week-old trading range, awaiting a fresh [see more...](#)

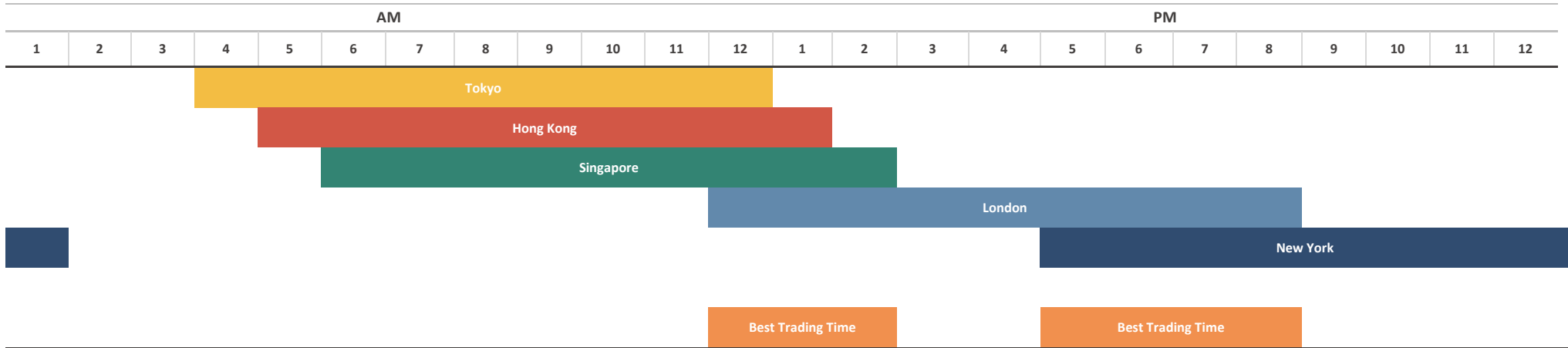
ECONOMIC CALENDAR

Event	Dates	Time	Currency	Importance	Actual	Forecast	Previous
Core Retail Sales (MoM) (Sep)	17-Oct-23	5:30 PM	USD	High Volatility	0.6%	0.20%	0.90%
Retail Sales (MoM) (Sep)	17-Oct-23	5:30 PM	USD	High Volatility	0.7%	0.30%	0.80%
GDP (YoY) (Q3)	18-Oct-23	7:00 AM	CNY	High Volatility		4.40%	6.30%
CPI (YoY) (Sep)	18-Oct-23	11:00 AM	GBP	High Volatility	6.7%	6.50%	6.70%
CPI (YoY) (Sep)	18-Oct-23	2:00 PM	EUR	High Volatility	4.3%	4.30%	5.20%
Building Permits (Sep)	18-Oct-23	5:30 PM	USD	High Volatility	1.473M	1.455M	1.541M
Crude Oil Inventories	18-Oct-23	7:30 PM	USD	High Volatility	-4.491M	-0.300M	10.176M
Initial Jobless Claims	19-Oct-23	5:30 PM	USD	High Volatility		213K	209K
Philadelphia Fed Manufacturing Index (Oct)	19-Oct-23	5:30 PM	USD	High Volatility		-6.4	-13.5
Existing Home Sales (Sep)	19-Oct-23	7:00 PM	USD	High Volatility		3.89M	4.04M
Fed Chair Powell Speaks	19-Oct-23	9:00 PM	USD	High Volatility			

Source: Investing.com

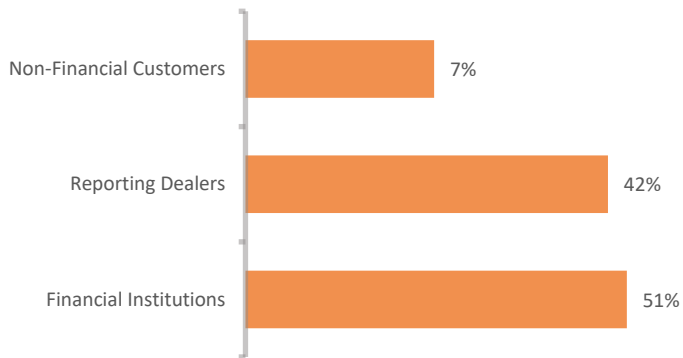
FOREX MARKETS' STATISTICS

Forex Market Hours

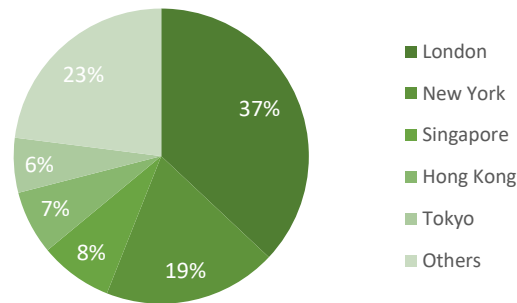


Note: This chart shows the normal forex trading times of all the major forex trading centers across the globe in Pakistan Standard Time.

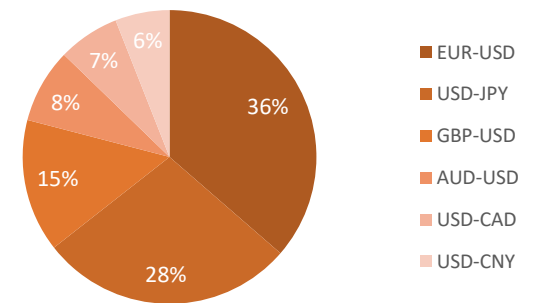
Forex Turnover by Counterparty



Markets' Share in Total Forex Turnover



Most Traded Currency Pairs



Sources: ACPL Research, Forexmarkethours, Dailyfx, Ig

DISCLAIMER

This report has been prepared by Abbasi and Company (Private) Limited and is provided for information purposes only. Abbasi and Company (Private) Limited (ACPL) is engaged in brokerage business of commodities futures in Pakistan and to provide the trading/ execution facility on Pakistan Mercantile Exchange (PMEX). There is risk of loss in trading in derivatives (futures). The author, directors and other employees of Abbasi and Company (Private) Limited and its affiliates cannot be held responsible for any loss in trading. Futures; futures on margin carries a high level of risk and may not be suitable for all investors. The high degree of leverage can work against the investor/ traders. Before deciding to invest in Commodity derivatives, you should carefully consider your investment objectives, level of experience, and risk appetite. The possibility exists that you could sustain a loss of some or all of your initial investment and therefore you should not invest money that you cannot afford to lose. You should be aware of all the risks associated with futures trading in commodities and other financial products. We take no responsibility for any loss made in investment on any instruments through us. In any event Abbasi and Company (Private) Limited, its affiliates, agents will not be liable to anyone for any decision made or action taken for investment/trading. Abbasi and Company (Private) Limited, its affiliates, directors and employees cannot be held responsible for any loss in trading due to any problem in connectivity; failure of system; technical problem in the software or any other reason whatever. All the reports/ recommendations/ trading calls/ opinions are advisory in nature and contains the opinions of the author, which are not to be construed as investment advices. The author, directors and other employees of Abbasi and Company (Private) Limited and its affiliates cannot be held responsible for the accuracy of the information presented herein or for the results of the positions taken based on the opinions expressed in the reports/ views from Abbasi and Company (Private) Limited. All the views/ recommendations/ trading calls and opinions are based on the information, which are believed to be accurate and no assurance can be given for the accuracy of these information.

Derivatives trading involve substantial risk. The valuation of the underlying may fluctuate, and as a result, clients may lose their entire original investment. In no event should the content of this research report be construed as an express or an implied promise, guarantee or implication by, or from, Abbasi and Company (Private) Limited that you will profit or that losses can, or will be, limited in any manner whatsoever. Past results are no indication of future performance. The information provided in this report is intended solely for informative purposes and is obtained from sources believed to be reliable. Information is in no way guaranteed. No guarantee of any kind is implied or possible where projections of future conditions are attempted. Investments in securities market are subject to market risks, read all the related documents carefully before investing.

All rights reserved by Abbasi and Company (Private) Limited. This report or any portion hereof may not be reproduced, distributed, or published by any person for any purpose whatsoever. Nor can it be sent to a third party without prior consent of Abbasi and Company (Private) Limited. Action could be taken for unauthorized reproduction, distribution, or publication.

The research analyst, primarily involved in the preparation of this report, certifies that (1) the views expressed in this report accurately reflect his/her personal views about the subject commodity/index /currency pair and (2) no part of his/her compensation was, is or will be directly or indirectly related to the specific recommendations or views expressed in this report.

DISCLOSURE

Following exchange rates are used to convert investment and profit values:

- USD/PKR: 280.29
- JPY/PKR: 1.87

To arrive at our Target Price, Abbasi & Company (Private) Limited uses following methods:

- Technical Analysis
- Fundamental Analysis

Furthermore, profit and returns are inclusive of all expenses including PMEX Fee, ACPL Fee & Sales Tax

RESEARCH DISSEMINATION POLICY

Abbasi & Company (Private) Limited endeavors to make all reasonable efforts to disseminate research to all eligible clients in a timely manner through either physical or electronic distribution such as email, fax mail etc. Nevertheless, all clients may not receive the material at the same time.

PREPARED BY

Haroon Abdul Razzaq
Phone: (+92) 42 38302028
Ext: 116
Email: haroon@abbasiandcompany.com

RESEARCH DEPARTMENT

6 - Shadman, Lahore
Phone: (+92) 42 38302028; Ext: 116, 117
Email: research@abbasiandcompany.com
web: www.abbasiandcompany.com

HEAD OFFICE

6 - Shadman, Lahore
Phone: (+92) 42 38302028
Email: support@abbasiandcompany.com
web: www.abbasiandcompany.com